

Cantonal Varieties of Integration Policy and their Impact on Immigrants' Social Links

Anita Manatschal, Institut für Politikwissenschaft, Bern
ECPR Joint Sessions, WS # 12, 12-17 April 2011, St. Gallen

Outlook

- Research question, theory
 - Conceptualization and operationalization of „Social Links“
- Hypotheses
- Research design and methodology
- Empirical results
- Conclusion

Research question

Do integration policies influence immigrants' social integration and if yes, how?

Fennema & Tillie (2004, p.105):

„...such policies are likely to foster the social cohesion in multicultural societies“

Literature review

- Ireland 1994, 2006; Koopmans et al. 2003, 2005
Institutions more important than ethnic / cultural background
- Koopmans et al. 2005, Giugni & Passy 2004, Eggert & Murigande 2004
Impact of integration regimes (political opportunity structures, POS) on immigrant collective behaviour („political claims making“)
- Koopmans 2010
Impact of integration regimes (& welfare state) on individual integration indicators (segregation, crime levels, unemployment rate)

Research gap

Institutional setting →
(e.g. integration policies)

social connection (↔)
(~ social capital)

- social bonds
- social bridges
- **social links**

Integration into structures
of society

(school system, labour
market etc.)

Definition of „**Social Links**“ according to Ager und Strang (2004, p.20; 2008):
„engagement with local governmental and non-governmental services, civic duties, political processes etc.“

Social bonds / bridges

=>

interpersonal connections

Social links

=>

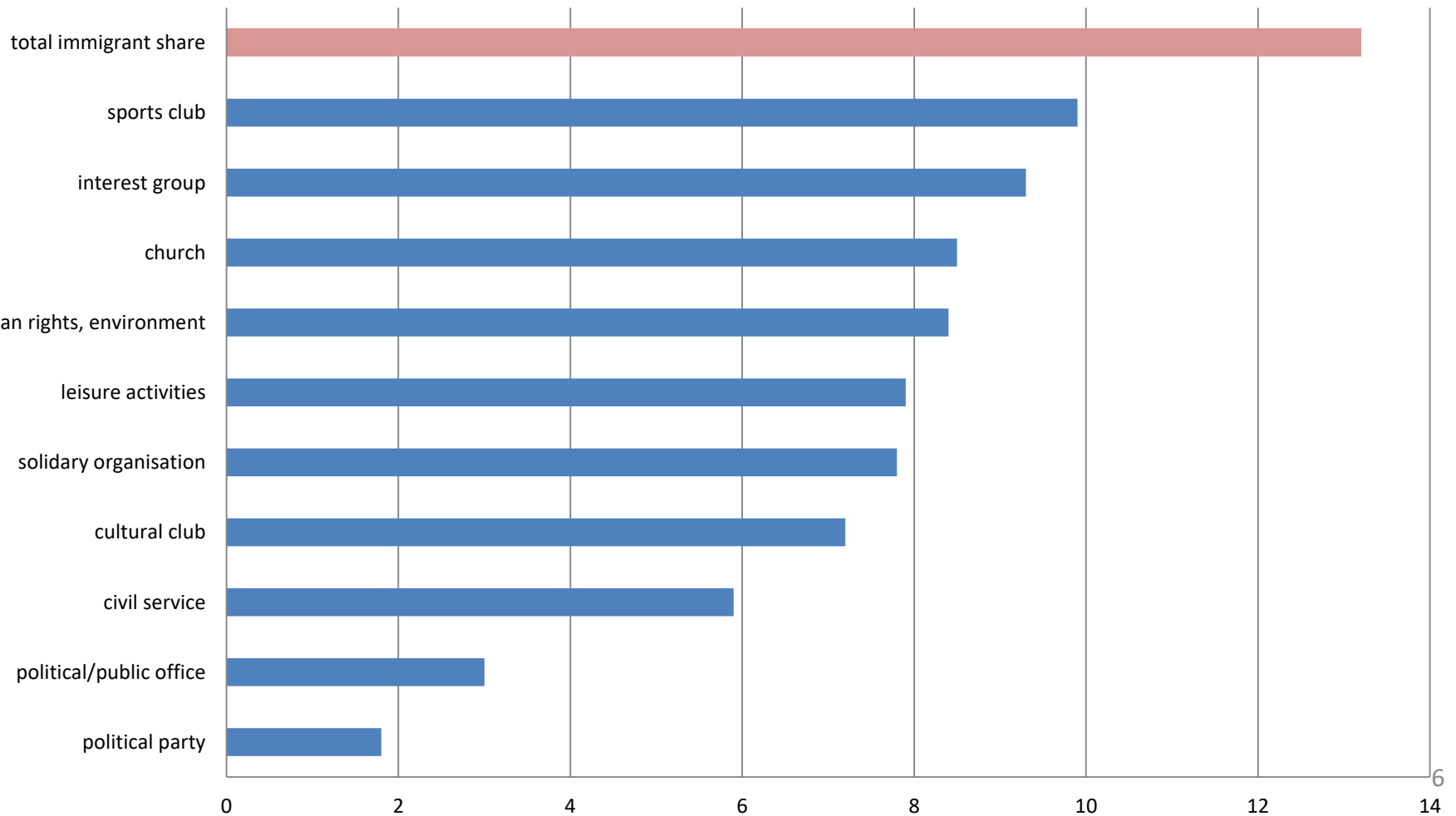
link between immigrants and structures of
public life (**associational membership**)

Data: Swiss Volunteering Survey (2006 & 2009)





^b
**UNIVERSITÄT
BERN**

immigrant share (per cent)



Hypotheses

Conceptualization of integration policy		Expected impact on <i>immigrant social links</i>
Socio-structural rights	Participatory policies	
Political rights		
Civic rights		
Cultural (and religious) rights and obligations	Differential policies	

Research Design, Methodology



^b
UNIVERSITÄT
BERN

Cross-sectional analysis, $N = 1627$ (26; *most similar systems*)

Logistic Multilevel Models (Maximum Likelihood)

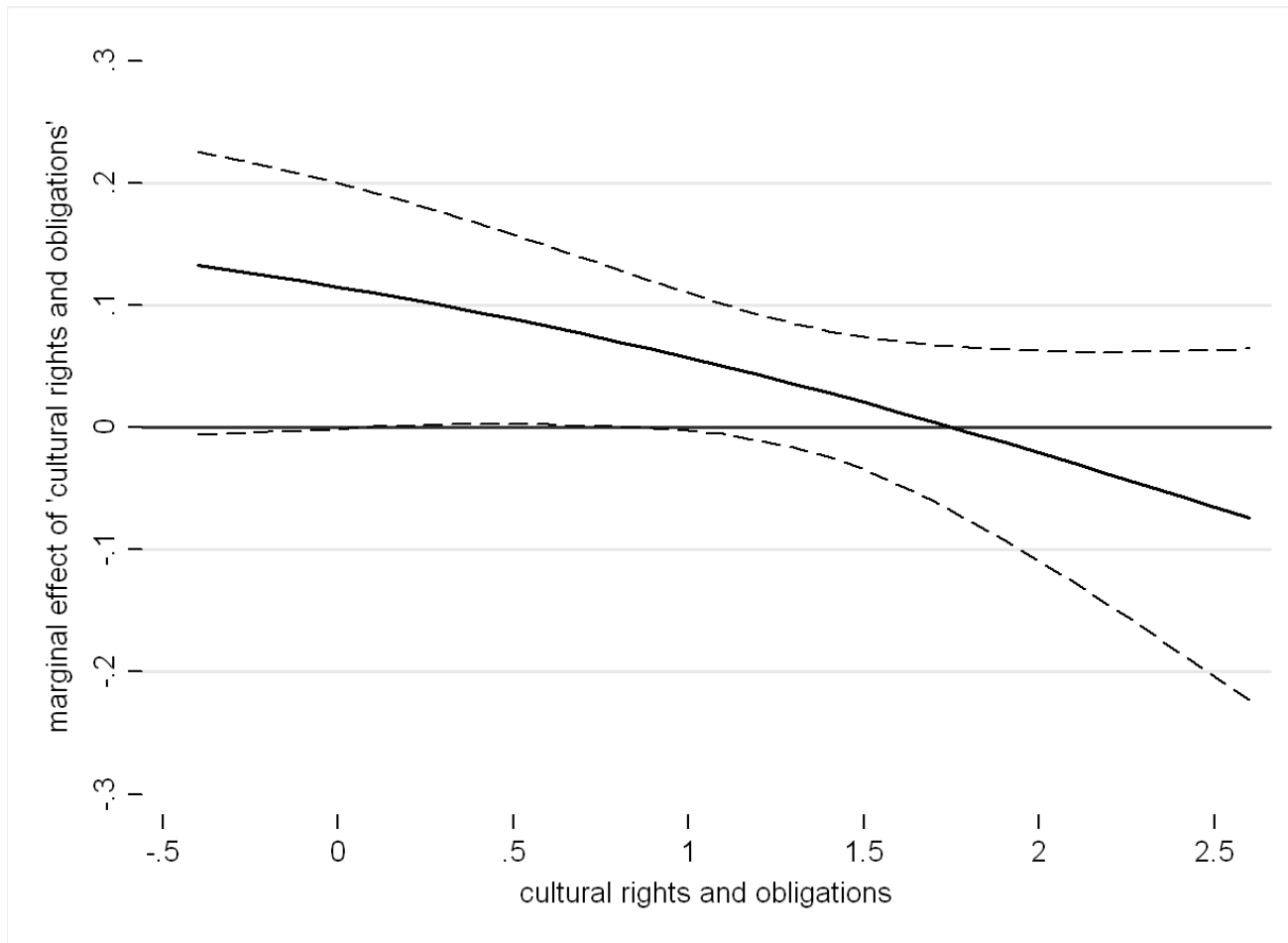
Results: individual level

	Model 1
FIXED EFFECTS	
Constant	1.64*** (0.34)
Individual level	
Sex (ref.cat.: female)	-0.32 (0.12)**
Age	-0.0 (0.0)
Education (ref.cat.: medium education)	
Low education	-0.13 (0.14)
High education	0.35 (0.14)*
Employment (ref. cat.: part-time)	
Fulltime employed	-0.15 (0.14)
Not employed	-0.35 (0.16)*
Residential stability	0.08 (0.07)
Trust	0.0 (0.01)
Social network	0.0 (0.01)
Political values (ref.cat. : centre)	
Left-wing	-0.02 (0.15)
Right-wing	-0.29 (0.15) ⁺
none	-0.95 (0.18)***
Political interest	0.01 (0.0) ⁺
Denomination (ref.cat.: protestant and other)	
Catholic	-0.6 (0.18)***
Muslim	-1.15 (0.26)***
None	-0.84 (0.24)***
RANDOM EFFECTS	
Contextual level variance	0.02 (0.02)
<i>N</i>	1627 (26)
<i>BIC</i>	2218

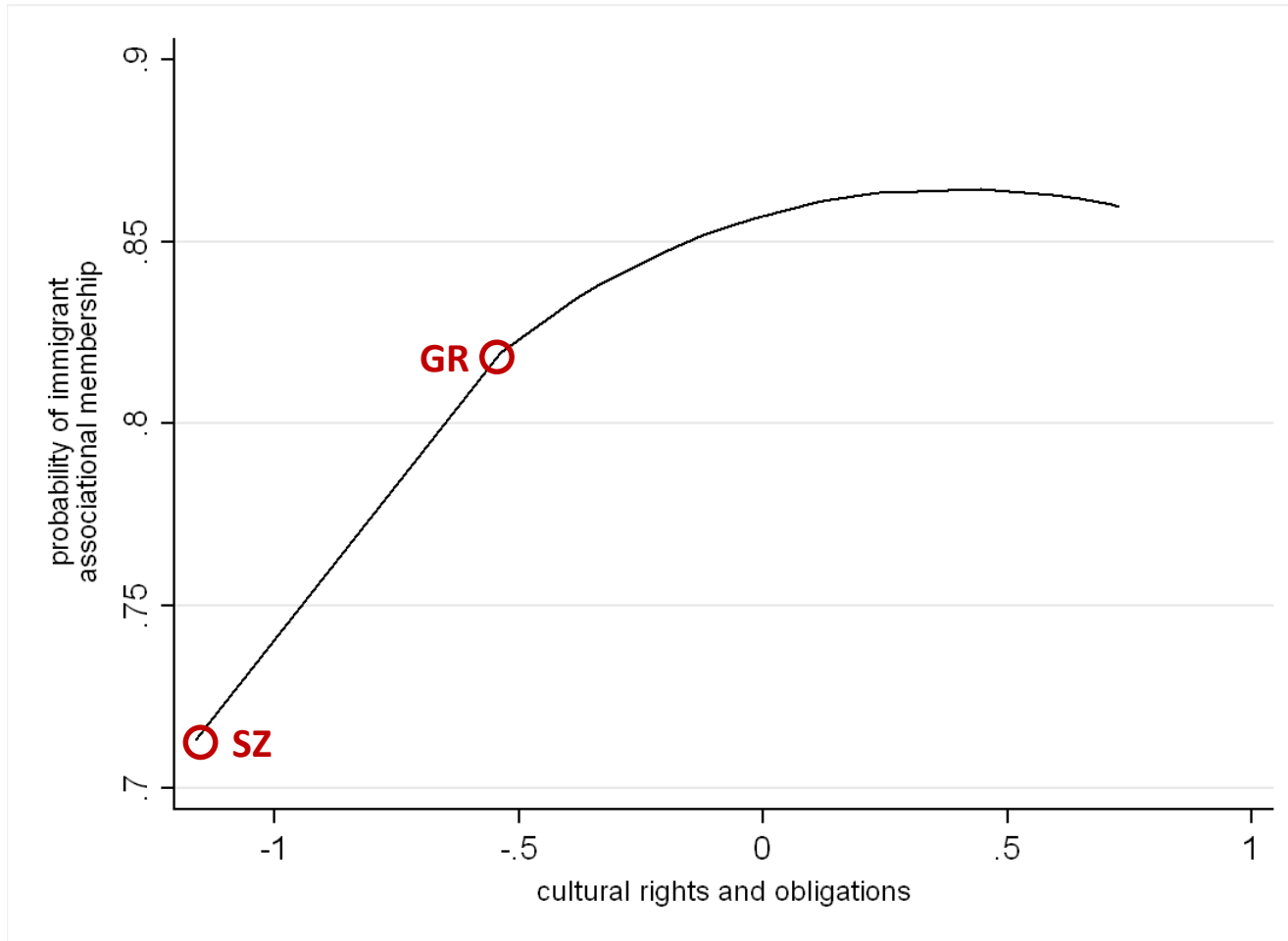
Results: contextual level (policy)

	Model 2	Model 3	Model 4
FIXED EFFECTS			
Constant	1.71*** (0.34)	1.79*** (0.35)	1.47*** (0.41)
<i>Individual Level</i>			
<i>Models control for individual level variables</i>			
Contextual level			
Cultural rights and obligations	0.21 (0.16)	0.31 (0.17) ⁺	0.31 (0.17) ⁺
Cultural rights and obligations squared		-0.39 (0.28)	-0.33 (0.3)
Socio-structural rights	0.27 (0.1)**	0.34 (0.11)**	0.32 (0.13)**
Civic rights	-0.05 (0.13)	0.03 (0.14)	-0.04 (0.14)
Political rights	-0.29 (0.11) [*]	-0.36 (0.12)**	-0.3 (0.16) ⁺
Linguistic Region (perc. German)			0.0 (0.0)
Urbanization			0.24 (0.15)
RANDOM EFFECTS			
Contextual level variance	0.0 (0.0)	0.0 (0.0)	0.0 (0.0)
<i>N</i>	1627(26)	1627(26)	1627(26)
<i>BIC</i>	2226	2239	2250

Marginal effect



Predicted probabilities



Conclusion

- „Institutions matter“
 - Socio-structural rights \rightarrow + immigr. social links
 - Cultural rights and obligations \rightarrow \cap immigr. social links
 - Corroborates official popular slogan reading
„integration implies entitlements and requirements“
(*Integration heisst fördern und fordern*)
- Next steps: random intercepts and slopes, cross-level interactions; Bayesian estimation, zero-inflated models (poisson / negative binominal)?

Appendix

