

Scouting report: promising U21 talents in the world

Drs Raffaele Poli, Loic Ravenel and Roger Besson

1. Introduction

This report identifies 200 players – the top 10 in 20 different classification categories – who were born after the 1st January 2002 and have accumulated the highest experience capital in official matches played in adult competitions in 2022. The experience capital is a metric particularly useful to identify promising football players since it combines playing time, the competitive level of matches played and results. The classification categories (Figure 2) were determined based on the players' primary position and their activity level in eight different game areas (Figure 1).

For every player listed in one of the top 10, the report presents the level of the experience capital accumulated, their age, the contract duration with their parent club, the team they were playing for in December 2022, the number of official minutes played between the 13th December 2021 and the same date in 2022, as well as the estimated transfer value. The latter was calculated based on a statistical model exclusively developed by researchers at the CIES Football Observatory, which henceforth acts as a reference.

Figure 1: game areas and associated variables

	Domains	Variables
1	Air defence	Air challenges won - defence
2	Ground defence	Ground challenges won - defence
3	Recovery	Picking-ups Interceptions
4	Distribution	Passes
5	Take on	Crosses Successful dribbles
6	Chance creation	Key passes (for chances) Assists (for goals)
7	Shooting	Shots
8	Air attack	Air challenges won - attack

Figure 2: classification categories of players

Page	Category	Position	Features
3	Goalkeeper	Goalkeepers	All goalkeepers
4	Defensive centre back	Centre backs	Low involvement for distribution
5	Ball-playing centre back	Centre backs	High involvement for distribution
6	Defensive left back	Left backs	Defensive domains or distribution
7	Defensive right back	Right backs	Defensive domains or distribution
8	Two-way left back	Left backs	Defensive and attacking domain
9	Two-way right back	Right backs	Defensive and attacking domain
10	Attacking left back	Left backs	Attacking domains or distribution
11	Attacking right back	Right backs	Attacking domains or distribution
12	Defensive midfielder	Midfielders	Defensive domains
13	Defensive playmaker	Midfielders	Defensive domain and distribution
14	Two-way midfielder	Midfielders	Defensive and attacking domain
15	Attacking playmaker	Midfielders	Attacking domain and distribution
16	Attacking midfielder	Midfielders	Attacking domains
17	Shot-oriented left winger	Left wingers	Shooting among main domains
18	Shot-oriented right winger	Right wingers	Shooting among main domains
19	Allrounder left winger	Left wingers	Shooting not among main domains
20	Allrounder right winger	Right wingers	Shooting not among main domains
21	Shot-oriented centre forward	Centre forwards	Shooting among main domains
22	Allrounder centre forward	Centre forwards	Shooting not among main domains

The report focuses on players born in 2002 or later who were included in December 2022 in a squad amongst 73 leagues around the world. The technical performance data was collected by our partners InStat, with whom we have also developed an online platform which is now accessible with a subscription. Although information on contract durations has been collected as meticulously as possible, inaccuracies can influence either positively or negatively the associated transfer values.

Figure 3: study sample (13/12/2022)

Leagues	Players	U21	(%)	Leagues	Players	U21	(%)
ARG	699	67	9.6%	JPN	428	17	4.0%
ARG/2	843	23	2.7%	JPN/2	550	35	6.4%
AUS	234	20	8.5%	KAZ	290	14	4.8%
AUT	246	30	12.2%	KOR	279	14	5.0%
AZE	199	7	3.5%	KSA	299	6	2.0%
BEL	395	52	13.2%	MAR	300	6	2.0%
BLR	311	49	15.8%	MEX	378	18	4.8%
BOL	350	31	8.9%	NED	392	51	13.0%
BRA	443	36	8.1%	NED/2	407	119	29.2%
BRA/2	336	14	4.2%	NOR	309	29	9.4%
BUL	334	23	6.9%	PAR	292	23	7.9%
CHI	351	35	10.0%	PER	389	24	6.2%
CHN	431	18	4.2%	POL	397	33	8.3%
COL	435	33	7.6%	POL/2	376	61	16.2%
CRO	228	21	9.2%	POR	410	27	6.6%
CYP	300	15	5.0%	POR/2	358	29	8.1%
CZE	354	24	6.8%	QAT	223	13	5.8%
DEN	240	36	15.0%	ROM	356	19	5.3%
ECU	342	12	3.5%	RSA	340	9	2.6%
EGY	334	5	1.5%	RUS	347	37	10.7%
ENG	467	20	4.3%	SCO	271	16	5.9%
ENG/2	556	50	9.0%	SCO/2	188	25	13.3%
ENG/3	518	44	8.5%	SRB	340	34	10.0%
ENG/4	504	37	7.3%	SUI	215	15	7.0%
ESP	468	28	6.0%	SUI/2	205	28	13.7%
ESP/2	487	27	5.5%	SVK	249	32	12.9%
FIN	259	32	12.4%	SVN	205	33	16.1%
FRA	451	49	10.9%	SWE	310	29	9.4%
FRA/2	414	34	8.2%	SWE/2	297	28	9.4%
GER	410	31	7.6%	THA	324	9	2.8%
GER/2	390	22	5.6%	TUR	431	10	2.3%
GER/3	430	41	9.5%	TUR/2	391	36	9.2%
GRE	317	8	2.5%	UAE	266	13	4.9%
HUN	256	21	8.2%	UKR	277	31	11.2%
ISR	294	18	6.1%	URU	348	43	12.4%
ITA	474	27	5.7%	USA	567	44	7.8%
ITA/2	442	21	4.8%	Total	26,546	2,071	7.8%

2. Goalkeepers

Although foreseen, no technical classification has been developed for goalkeepers yet. For this reason, a single table is presented for this position. Maarten Vandevoordt tops the list with 3,570 minutes of playing time in 2022, an experience capital of 27.2 and an estimated transfer value of €18.1 million. Although the Belgian still plays for his boyhood club KRC Genk, Vandevoordt already signed a contract from 2024 for a club with an impressive track record in scouting, RB Leipzig.

Interestingly, the 10 goalkeepers presented in the table were all playing in a different league in December 2022. This is not the case anymore as Gabriel Slonina has left Chicago Fire in the MLS and will be joining Chelsea FC in the English Premier League. The Blues showed a strong interest in Slonina and ended spending more than the estimated transfer fee for him. The gap can be notably explained by the status of the London club. Indeed, all things being equal, the financial power of the buyer inflates the prices.

Figure 4: top 10 most promising goalkeepers (13/12/2022)

Experience	Minutes 2022	Club	Age	Contract	Estimated value (€ Million)
27.2	3'570	 KRC Genk (BEL)	20.8 yrs	06/2026	18.1 €€€€
23.2	3'780	 Southampton FC (ENG)	20.8 yrs	06/2027	11.8 €€€
18.5	3'754	 FC U Craiova (ROM)	19.8 yrs	06/2025	2.0 €
18.3	2'880	 Chicago Fire (USA)	18.6 yrs	06/2028	6.4 €€
17.4	2'970	 BATE Borisov (BLR)	19.3 yrs	12/2023	1.3 €
17.2	2'280	 Lokomotiv Moskva (RUS)	18.9 yrs	06/2024	5.2 €€
16.6	3'150	 Deportivo Binacional (PER)	20.9 yrs	12/2024	1.4 €
15.9	1'822	 Stade Rennais (FRA)	20.1 yrs	06/2026	15.8 €€€€
15.7	2'430	 Kashiwa Reysol (JPN)	20.6 yrs	06/2024	1.8 €
14.9	3'090	 Slavia Sofia (BUL)	20.4 yrs	06/2024	2.0 €

3. Centre backs

Centre backs are separated into two categories based on their involvement in the build-up play: defensive centre backs (activity in distribution below 1.2 compared to teammates) and ball-playing centre backs (> 1.2).

3.1 Defensive centre backs

Castello Lukeba from Olympique Lyonnais is top of the defensive centre back category with an experience capital in 2022 well above that of any other player in the list. The estimated transfer value of the French U21 international is already close to €40 million. Conversely, the Bolivian Eduardo Álvarez, who was on loan in 2022 at Royal Pari from Bolívar, is potentially the cheapest signing in the top 10 (€0.9m), ahead of the Mexican from Club Tijuana Victor Guzmán (€1.6m).

Figure 5a: average performance of defensive centre backs

	Ratio to team	Ratio to league
Air defence	2.85	2.67
Ground defence	2.01	2.05
Recovery	1.29	1.39
Distribution	1.03	1.02
Take on	0.22	0.25
Chance creation	0.21	0.23
Shooting	0.34	0.38
Air attack	0.68	0.76

Figure 5b: top 10 most promising defensive centre backs (13/12/2022)

Experience	Minutes 2022	Club	Age	Contract	Estimated value (€ Million)
34.4	3'557	Olympique Lyonnais (FRA)	20.0 yrs	06/2025	37.0 €€€€€€
20.7	3'174	CD Guadalajara (MEX)	20.8 yrs	06/2026	5.4 €€
20.7	2'427	SL Benfica (POR)	19.1 yrs	06/2027	29.3 €€€€€€
20.0	2'931	RSC Charleroi (BEL)	20.4 yrs	06/2026	7.2 €€
18.8	3'183	FC St. Gallen (SUI)	20.8 yrs	06/2024	2.9 €
18.1	1'459	Sevilla FC (ESP)	20.5 yrs	06/2027	24.1 €€€€€€
17.4	2'070	Dinamo Moskva (RUS)	20.9 yrs	06/2024	4.2 €
16.9	2'137	UD Almería (ESP)	18.9 yrs	06/2028	9.2 €€
15.1	2'035	Club Tijuana (MEX)	20.8 yrs	06/2023	1.6 €
14.6	2'398	Royal Pari (BOL)	19.7 yrs	12/2023	0.9 €

Figure 5c: technical profile of Castello Lukeba

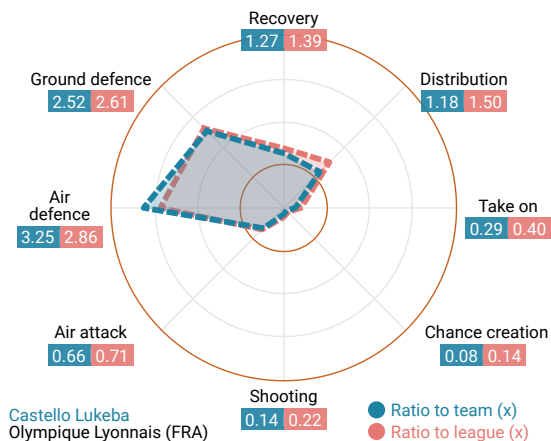
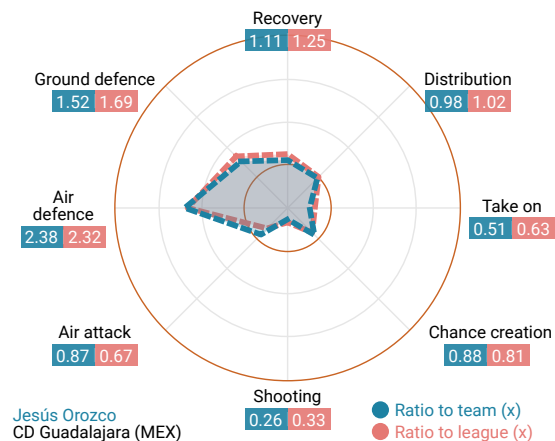


Figure 5d: technical profile of Jesús Orozco



3.2 Ball-playing centre backs

Two defenders who have shone at the World Cup lead in the ball-playing centre backs category: the Croatian Joško Gvardiol from RB Leipzig and the Ecuadorian Piero Hincapié from Bayer Leverkusen. Joško Gvardiol's transfer value, estimated at €122.4 million, would make him the most expensive defender in history. Nevertheless, according to the media, his release clause is significantly lower. By contrast, the Czech Martin Vitík, whose contract with Sparta Praha runs out in June 2024, is financially-speaking the most affordable player in the top 10: €4.9m.

Figure 6a: average performance of ball-playing centre backs

	Ratio to team	Ratio to league
Air defence	2.67	2.48
Ground defence	1.75	1.76
Recovery	1.39	1.45
Distribution	1.27	1.30
Take on	0.31	0.35
Chance creation	0.28	0.32
Shooting	0.35	0.40
Air attack	0.70	0.72

Figure 6b: top 10 most promising ball-playing centre backs (13/12/2022)

Experience	Minutes 2022	Club	Age	Contract	Estimated value (€ Million)
45.2	4'020	RB Leipzig (GER)	20.9 yrs	06/2027	122.4 €
42.0	3'809	Bayer Leverkusen (GER)	20.9 yrs	06/2026	58.0 €
29.1	4'601	Burnley FC (ENG/2)	20.9 yrs	06/2024	13.2 €
27.6	3'209	Vélez Sarsfield (ARG)	19.5 yrs	12/2024	9.0 €
24.0	2'807	Dynamo Kyiv (UKR)	20.3 yrs	06/2026	19.7 €
23.3	2'987	RSC Anderlecht (BEL)	19.1 yrs	06/2025	13.8 €
21.6	3'106	Sparta Praha (CZE)	19.9 yrs	06/2024	4.9 €
20.7	2'036	Atalanta BC (ITA)	19.0 yrs	06/2026	28.7 €
19.0	2'280	FC Rostov (RUS)	19.0 yrs	06/2027	7.4 €
18.2	1'996	OGC Nice (FRA)	20.9 yrs	06/2027	10.3 €

Figure 6c: technical profile of Joško Gvardiol

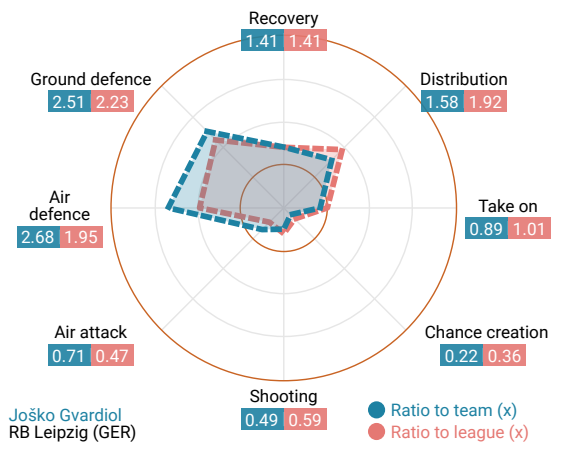
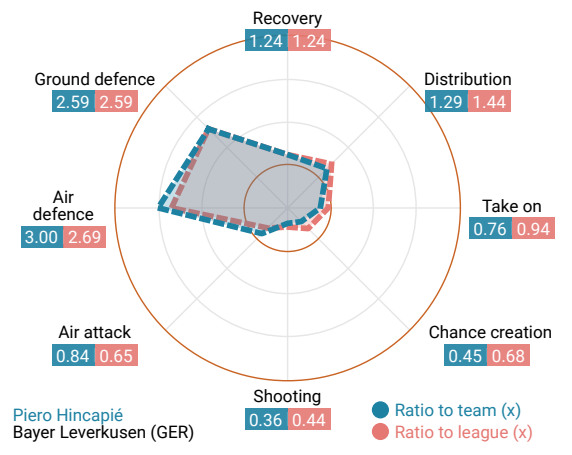


Figure 6d: technical profile of Piero Hincapié



4. Full backs

Full backs were divided into six categories based on their side preference (left or right) and their level of involvement in the eight different game areas identified (three defensive, four attacking and distribution).

4.1.1 Defensive left backs

Compared to his teammates, a defensive full back will be most active in defensive areas only or in a defensive area and distribution jointly. John Tolkin (New York RB) and Alejandro Balde (Barcelona) are top of the defensive left backs ranking. The Paraguayan Gastón Benítez, who can also play as a centre back, is the player in this list with the lowest expected transfer value (€1.0m), ahead of the Bolivian Jairo Velasco (€1.3m) and the Tanzanian Novatus Dismas (€1.5m).

Figure 7a: average performance of defensive left backs

	Ratio to team	Ratio to league
Air defence	1.58	1.62
Ground defence	1.54	1.61
Recovery	1.18	1.27
Distribution	1.22	1.22
Take on	0.92	1.01
Chance creation	0.56	0.64
Shooting	0.38	0.43
Air attack	0.52	0.55

Figure 7b: top 10 most promising defensive left backs (13/12/2022)

Experience	Minutes 2022	Club	Age	Contract	Estimated value (€ Million)
21.8	3'241	New York RB (USA)	20.4 yrs	12/2028	5.1 €€
21.8	2'205	FC Barcelona (ESP)	19.1 yrs	06/2024	16.5 €€€€
20.3	2'387	Newell's Old Boys (ARG)	19.3 yrs	12/2024	3.4 €
16.1	2'736	CDSC Guabirá (BOL)	18.8 yrs	12/2025	1.3 €
13.6	1'386	Borussia M'gladbach (GER)	19.6 yrs	06/2026	6.6 €€
12.7	3'250	Sunderland AFC (ENG/2)	20.7 yrs	06/2024	2.1 €
10.9	1'763	Sagan Tosu (JPN)	19.3 yrs	06/2025	2.1 €
10.1	2'636	Zulte Waregem (BEL)	20.3 yrs	06/2025	1.5 €
9.6	1'255	Dynamo Kyiv (UKR)	20.5 yrs	12/2024	2.5 €
8.4	1'419	Club Nacional (PAR)	20.6 yrs	12/2024	1.0 €

Figure 7c: technical profile of John Tolkin

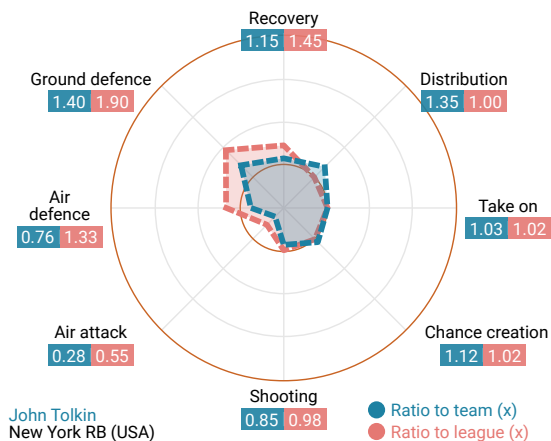
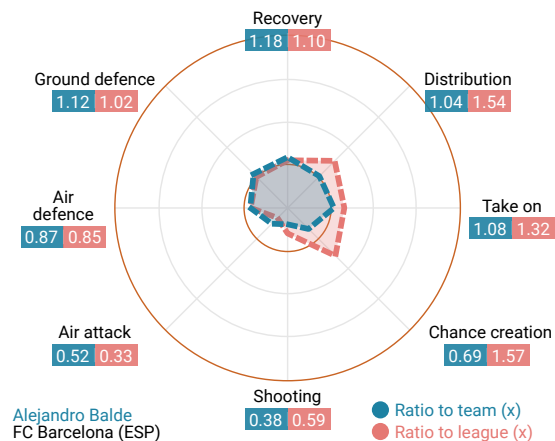


Figure 7d: technical profile of Alejandro Balde



4.1.2 Defensive right backs

Killiann Sildillia from SC Freiburg is the defensive right back who has accumulated the most experience in 2022. Although his club does not communicate the contract duration of its players, if the information that Sildillia's contract runs out in June 2024 is correct, the Frenchman could be signed for just over €5 million. Ranked in fourth position, Rufino Lucero from Aldosivi in Argentina has a contract that expires at the end of 2023, which makes him an even more accessible target (€1.4m), similarly to the Japanese Riku Handa (€0.7m).

Figure 8a: average performance of defensive right backs

	Ratio to team	Ratio to league
Air defence	1.43	1.48
Ground defence	1.51	1.57
Recovery	1.19	1.29
Distribution	1.18	1.19
Take on	0.90	0.99
Chance creation	0.57	0.66
Shooting	0.37	0.42
Air attack	0.53	0.57

Figure 8b: top 10 most promising defensive right backs (13/12/2022)

Experience	Minutes 2022	Club	Age	Contract	Estimated value (€ Million)
19.6	2'152	SC Freiburg (GER)	20.6 yrs	06/2024	5.4 €€
18.6	2'089	AFC Ajax (NED)	19.9 yrs	06/2025	18.5 €€€€
16.4	2'087	Spartak Moskva (RUS)	20.1 yrs	06/2026	5.2 €€
15.9	2'003	CA Aldosivi (ARG)	20.9 yrs	12/2023	1.4 €
15.2	3'770	Montedio Yamagata (JPN/2)	21.0 yrs	12/2023	0.7 €
14.6	2'263	Vitória Guimarães (POR)	20.1 yrs	06/2025	3.3 €
13.1	1'504	CF América (MEX)	20.6 yrs	06/2024	3.5 €
12.6	1'968	América de Cali (COL)	20.9 yrs	12/2024	1.3 €
10.9	1'919	Sport Huancayo (PER)	20.2 yrs	end of contract	
10.1	2'749	FC Utrecht II (NED/2)	18.6 yrs	06/2026	1.5 €

Figure 8c: technical profile of Kiliann Sildillia

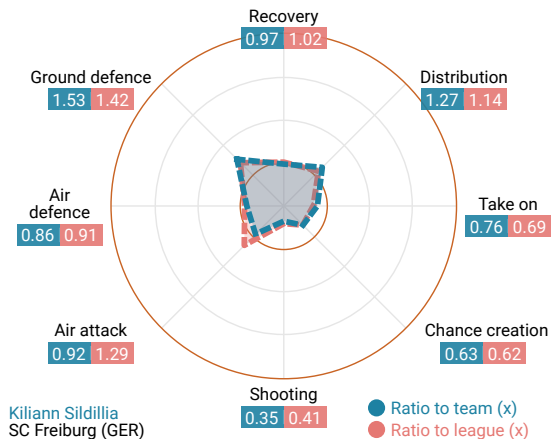
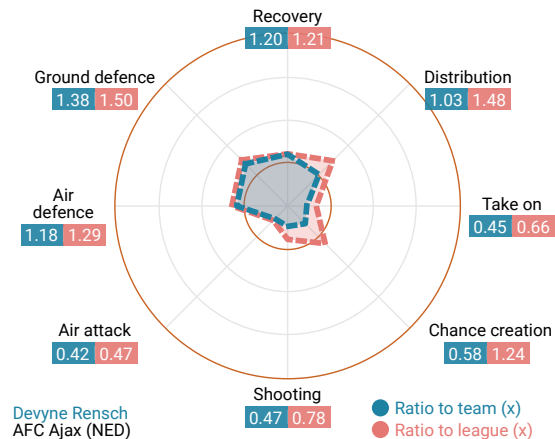


Figure 8d: technical profile of Devyne Rensch



4.2.1 Two-way left backs

The Portuguese international from PSG Nuno Mendes tops the list of two-way left backs, i.e. primarily active in a defensive area and in an attacking one. Udinese's Destiny Udogie is ranked second. Last summer, Tottenham Hotspur already signed him for a transfer fee similar to his current transfer value (€26.6 m). The Colombian Jimer Fory (€1.5 m), who belongs to Atlético Nacional, is potentially the cheapest asset of the top 10.

Figure 9a: average performance of two-way left backs

	Ratio to team	Ratio to league
Air defence	1.18	1.24
Ground defence	1.41	1.48
Recovery	1.15	1.23
Distribution	1.17	1.19
Take on	1.80	1.85
Chance creation	0.75	0.86
Shooting	0.50	0.56
Air attack	0.48	0.52

Figure 9b: top 10 most promising two-way left backs (13/12/2022)

Experience	Minutes 2022	Club	Age	Contract	Estimated value (€ Million)
35.1	Nuno Mendes	3'036 Paris St-Germain (FRA)	20.5 yrs	06/2026	66.0 €€€€€€€€
26.4	Destiny Udogie	2'763 Udinese Calcio (ITA)	20.0 yrs	06/2027	26.6 €€€€€
25.8	Aaron Hickey	2'604 Brentford FC (ENG)	20.5 yrs	06/2026	22.3 €€€€€
23.2	Milos Kerkez	3'402 AZ Alkmaar (NED)	19.1 yrs	06/2026	12.0 €€€
20.9	Omar Campos	2'612 Santos Laguna (MEX)	20.4 yrs	06/2025	6.3 €€
18.3	Jhoanner Chávez	2'292 Independiente del Valle (ECU)	20.6 yrs	12/2024	3.9 €
18.3	Victor Kristiansen	2'434 FC København (DEN)	20.0 yrs	12/2025	5.1 €€
16.9	Pedrinho Azevedo	2'320 Athletico Paranaense (BRA)	20.4 yrs	12/2026	5.5 €€
14.5	Jimer Fory	2'065 Deportivo Pereira (COL)	20.6 yrs	12/2024	1.5 €
13.1	Doron Leidner	2'187 Olympiacos FC (GRE)	20.6 yrs	06/2026	2.7 €

Figure 9c: technical profile of Nuno Mendes

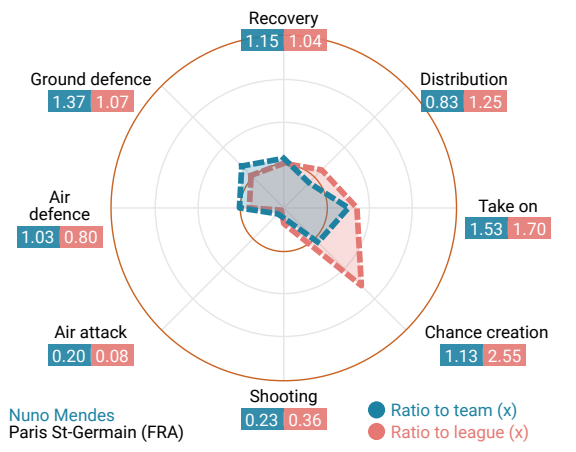
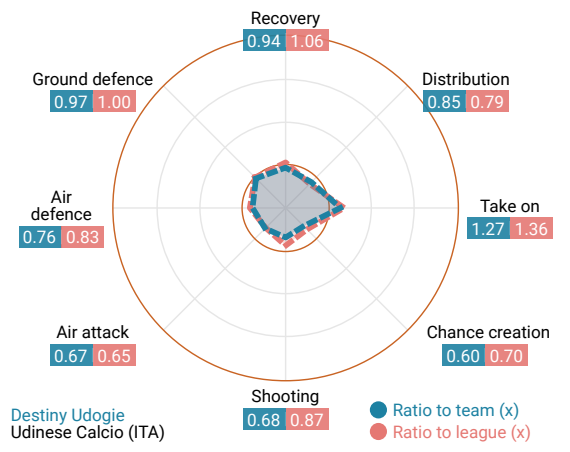


Figure 9d: technical profile of Destiny Udogie



4.2.2 Two-way right backs

The most promising two-way right back is Amar Dedić, who plays for RB Salzburg, a club used providing some of the best talents to the big-5 European leagues. If the player's contract, which expires in June 2024, is not extended, €6.6 million could be enough to convince the Austrian club to release Dedić. The cheapest potential asset for this players' category is Daniel Medina from Bolivia, who ranks fifth with an accumulated experience capital in 2022 of 16.9 and an estimated transfer value of €0.9 m.

Figure 10a: average performance of two-way right backs

	Ratio to team	Ratio to league
Air defence	1.07	1.15
Ground defence	1.37	1.44
Recovery	1.14	1.22
Distribution	1.15	1.17
Take on	1.76	1.81
Chance creation	0.76	0.87
Shooting	0.46	0.52
Air attack	0.51	0.55

Figure 10b: top 10 most promising two-way right backs (13/12/2022)

Experience	Minutes 2022	Club	Age	Contract	Estimated value (€ Million)
25.8	3'421	RB Salzburg (AUT)	20.3 yrs	06/2024	6.6 €€
22.8	2'284	Borussia M'gladbach (GER)	20.0 yrs	06/2026	16.2 €€€€
19.7	2'193	Girona FC (ESP)	20.5 yrs	06/2025	11.4 €€€
17.4	2'507	New York City (USA)	20.3 yrs	12/2026	4.2 €
16.9	2'636	Always Ready (BOL)	20.9 yrs	12/2023	0.9 €
16.8	2'245	FC Krasnodar (RUS)	20.3 yrs	06/2023	2.3 €
14.3	1'770	Fluminense FC (BRA)	20.8 yrs	06/2025	6.0 €€
13.3	1'612	CA San Lorenzo (ARG)	18.9 yrs	12/2025	5.1 €€
13.1	2'726	FCSB (ROM)	19.3 yrs	06/2025	2.2 €
12.8	2'226	ES Troyes (FRA)	20.5 yrs	06/2027	4.0 €

Figure 10c: technical profile of Amar Dedić

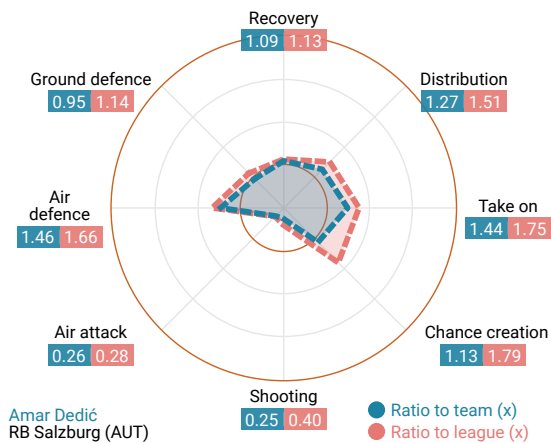
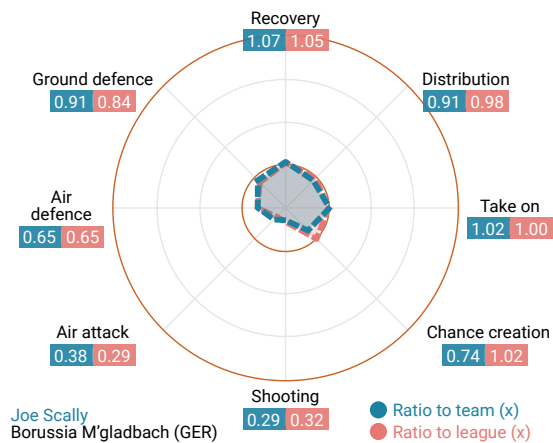


Figure 10d: technical profile of Joe Scally



4.3.1 Attacking left backs

Compared to their teammates, attacking left backs are particularly active in two offensive areas or in an attacking area and distribution jointly. Quentin Merlin from FC Nantes stands out in this category. The estimated transfer value of the U21 French international is close to €20m. Other players in this top 10 are more affordable targets, such as the Georgian Irakli Azarovi (€1.6m) from Crvena Zvezda, the Frenchman Matthéo Xantippe (€1.9m) from Amiens and the Turkish Kazimcan Karataş (€2.0m) from Galatasaray.

Figure 11a: average performance of attacking left backs

	Ratio to team	Ratio to league
Air defence	0.86	0.93
Ground defence	1.01	1.11
Recovery	1.07	1.16
Distribution	1.23	1.21
Take on	1.90	1.93
Chance creation	1.58	1.56
Shooting	0.63	0.69
Air attack	0.43	0.49

Figure 11b: top 10 most promising attacking left backs (13/12/2022)

Experience	Minutes 2022	Club	Age	Contract	Estimated value (€ Million)
31.3	3'641	FC Nantes (FRA)	20.6 yrs	06/2026	19.1 €€€€
24.9	3'279	Club Brugge (BEL)	19.7 yrs	06/2026	9.0 €€
19.2	3'073	Burnley FC (ENG/2)	20.8 yrs	06/2024	7.9 €€
15.7	2'070	Stade de Reims (FRA)	20.6 yrs	06/2024	4.5 €
13.7	2'646	Crvena Zvezda (SRB)	20.9 yrs	06/2026	1.6 €
13.3	2'338	Hellas Verona (ITA)	20.6 yrs	06/2026	3.7 €
12.4	1'802	SBV Vitesse (NED)	20.9 yrs	06/2025	4.2 €
9.6	1'643	Galatasaray SK (TUR)	19.9 yrs	06/2027	2.0 €
9.2	2'095	Amiens SC (FRA/2)	20.7 yrs	06/2025	1.9 €
8.9	1'145	CA Lanús (ARG)	19.7 yrs	12/2024	2.3 €

Figure 11c: technical profile of Quentin Merlin

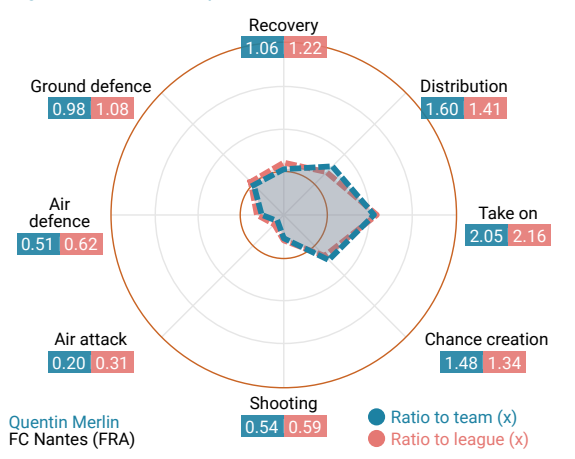
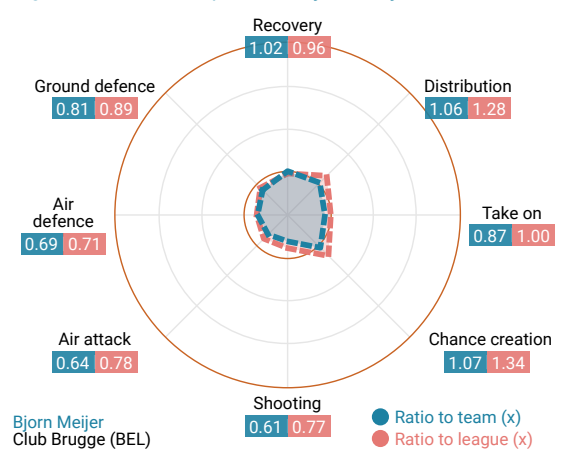


Figure 11d: technical profile of Bjorn Meijer



4.3.2 Attacking right backs

Another French Ligue 1 player takes first place for the most promising attacking right backs: Malo Gusto. With a contract ending in June 2024 and despite being worth more than €15m on the transfer market, the Olympique Lyonnais player is good value for the clubs who can afford it. For teams with a more restricted budget, the player in the top 10 list with the lowest transfer value is the Korean from Daegu Jae-Won Hwang (€1.8m), followed by the Chilean from Huachipato Joaquín Gutiérrez (€2.3m).

Figure 12a: average performance of attacking right backs

	Ratio to team	Ratio to league
Air defence	0.81	0.88
Ground defence	0.99	1.09
Recovery	1.06	1.16
Distribution	1.19	1.19
Take on	1.87	1.90
Chance creation	1.56	1.53
Shooting	0.58	0.64
Air attack	0.53	0.59

Figure 12b: top 10 most promising attacking right backs (13/12/2022)

Experience	Minutes 2022	Club	Age	Contract	Estimated value (€ Million)
25.5	2'695	Olympique Lyonnais (FRA)	19.6 yrs	06/2024	17.0 €€€€
23.8	3'274	Girona FC (ESP)	19.6 yrs	06/2025	9.4 €€
21.8	3'588	Daegu FC (KOR)	20.3 yrs	12/2023	1.8 €
17.3	2'422	Portland Timbers (USA)	20.3 yrs	12/2027	3.7 €
15.4	2'937	Wolfsberger AC (AUT)	19.8 yrs	06/2025	3.0 €
14.9	2'482	AIK (SWE)	20.0 yrs	12/2025	3.8 €
14.8	2'536	CD Huachipato (CHI)	20.4 yrs	12/2024	2.3 €
14.8	1'717	Sevilla FC (ESP)	20.9 yrs	06/2025	5.2 €€
13.9	1'481	Atalanta BC (ITA)	20.8 yrs	06/2026	7.2 €€
11.2	3'067	Rotherham United (ENG/2)	18.9 yrs	06/2026	3.0 €

Figure 12c: technical profile of Malo Gusto

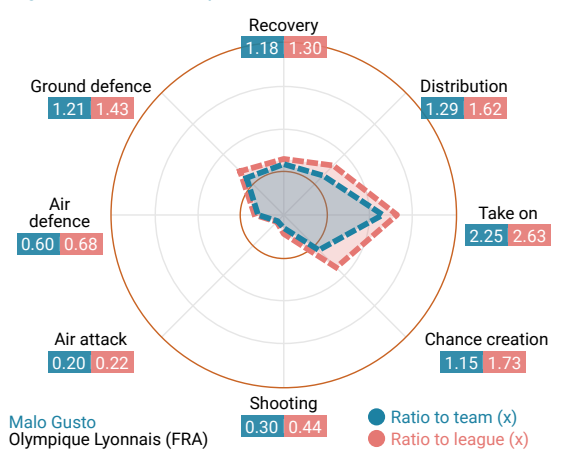
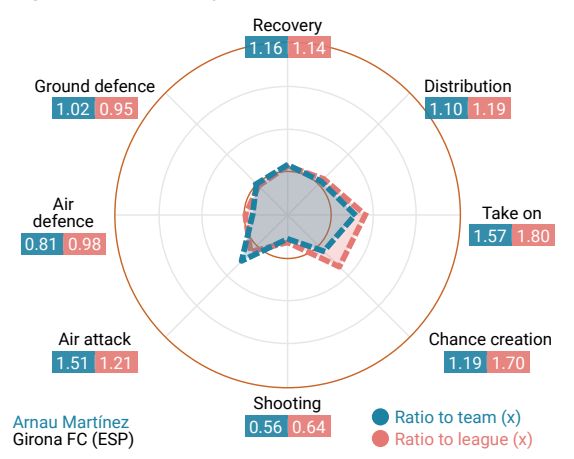


Figure 12d: technical profile of Arnau Martínez



5. Midfielders

Midfielders are separated into five classification categories according to players' involvement in the three defensive or four attacking game areas identified, as well as in distribution.

5.1 Defensive midfielders

Firstly, amongst the defensive midfielders, namely those who are primarily active in two defensive domains, two players have accumulated in 2022 an experience capital that exceeds 30: the Brazilian Pablo Maia (São Paulo) and the French Eduardo Camavinga (Real Madrid). Lesser known and with a contract running out at the end of 2024, the former has a more affordable transfer value (€10.3m), which makes him an excellent opportunity. The Japanese from Kortrijk Satoshi Tanaka is potentially the cheapest player in this category's top 10: €3.0m.

Figure 13a: average performance of defensive midfielders

	Ratio to team	Ratio to league
Air defence	1.28	1.33
Ground defence	1.35	1.44
Recovery	1.32	1.41
Distribution	1.05	1.06
Take on	0.50	0.56
Chance creation	0.43	0.49
Shooting	0.56	0.63
Air attack	0.87	0.94

Figure 13b: top 10 most promising defensive midfielders (13/12/2022)

Experience	Minutes 2022	Club	Age	Contract	Estimated value (€ Million)	
34.4	Pablo Maia	4'039	São Paulo FC (BRA)	20.9 yrs	12/2024	10.3 €€€
31.0	Eduardo Camavinga	2'191	Real Madrid (ESP)	20.1 yrs	06/2027	82.9 €€€€€€€€€€
22.8	Sivert Mannsverk	3'472	Molde FK (NOR)	20.6 yrs	12/2025	5.1 €€
20.3	Eric Martel	2'385	FC Köln (GER)	20.6 yrs	06/2026	7.9 €€
19.0	Lucas Gouna-Douath	2'493	RB Salzburg (AUT)	19.4 yrs	06/2027	10.0 €€
18.6	Fidel Ambríz	2'743	Club León (MEX)	19.7 yrs	12/2025	6.0 €€
18.3	Ardon Jashari	3'182	FC Luzern (SUI)	20.4 yrs	06/2026	5.4 €€
16.5	Fabricio Díaz	2'632	Liverpool FC (URU)	19.9 yrs	06/2026	4.8 €
15.9	Satoshi Tanaka	2'688	KV Kortrijk (BEL)	20.3 yrs	06/2026	3.0 €
15.6	Artem Karpukas	2'001	Lokomotiv Moskva (RUS)	20.5 yrs	06/2025	3.9 €

Figure 13c: technical profile of Pablo Maia

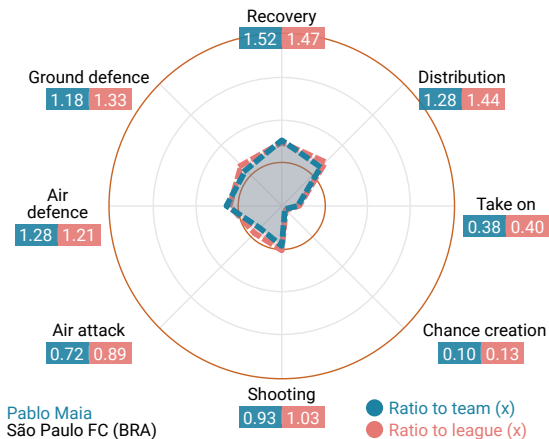
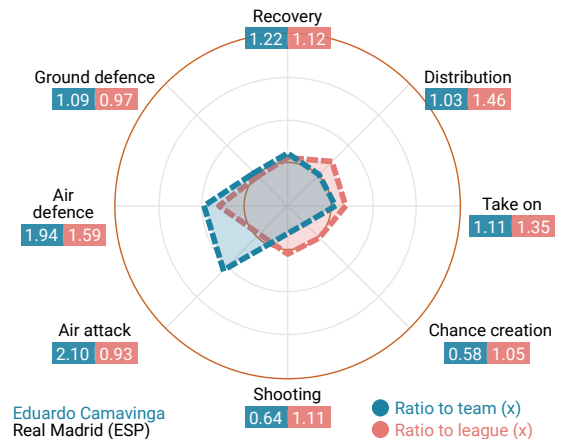


Figure 13d: technical profile of Eduardo Camavinga



5.2 Defensive playmakers

The Spanish international Pedri González from Barcelona is top amongst defensive playmakers, i.e. midfielders who are mainly active in a defensive area and in distribution. Also in the top three, and with relatively short contracts, the Argentinians Ezequiel Fernández (€3.5m, owned by Boca Juniors) and Juan Sforza (€3.9m, from Newell's Old Boys) represent great opportunities for potential buyers. The Cypriot Charalampos Charalampous (€2.7m) has the lowest transfer value among players in the top 10.

Figure 14a: average performance of defensive playmakers

	Ratio to team	Ratio to league
Air defence	0.77	0.83
Ground defence	0.97	1.06
Recovery	1.25	1.34
Distribution	1.23	1.25
Take on	0.59	0.66
Chance creation	0.51	0.58
Shooting	0.58	0.65
Air attack	0.68	0.73

Figure 14b: top 10 most promising defensive playmakers (13/12/2022)

Experience	Minutes 2022	Club	Age	Contract	Estimated value (€ Million)
46.6	3'390	FC Barcelona (ESP)	20.0 yrs	06/2026	169.8 €
26.2	3'176	CA Tigre (ARG)	20.4 yrs	12/2023	3.5 €
22.0	2'576	Newell's Old Boys (ARG)	20.8 yrs	12/2024	3.9 €
21.3	2'472	Vélez Sarsfield (ARG)	19.9 yrs	12/2023	5.7 €
20.7	2'135	Internazionale (ITA)	20.8 yrs	06/2027	14.8 €
18.9	3'085	AC Omonia (CYP)	20.7 yrs	06/2026	2.7 €
18.2	2'576	Yokohama F. Marinos (JPN)	20.8 yrs	12/2024	3.5 €
15.1	2'565	FCV Farul (ROM)	20.1 yrs	06/2027	3.4 €
14.9	1'282	Valencia CF (ESP)	20.9 yrs	06/2026	27.4 €
14.7	2'431	Malmö FF (SWE)	18.5 yrs	12/2026	4.3 €

Figure 14c: technical profile of Pedri González

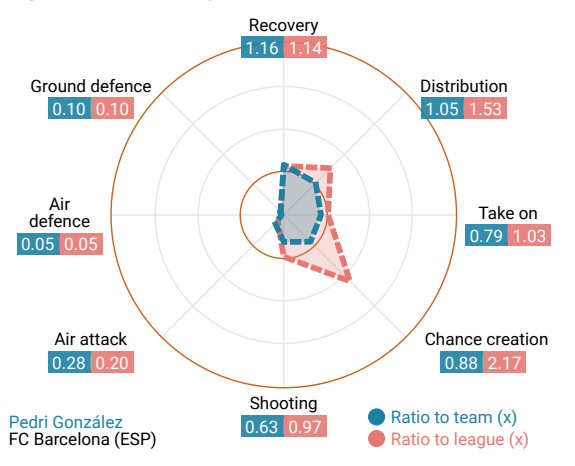
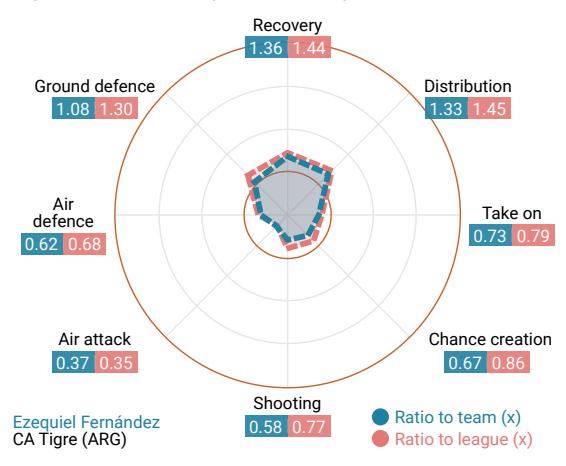


Figure 14d: technical profile of Ezequiel Fernández



5.3 Two-way midfielders

Born in Italy, the Polish international Nicola Zalewski has amassed the highest experience capital in 2022 amongst two-way midfielders, specifically those mainly active in both a defensive and an attacking domain. The transfer value of the AS Roma player is already close to €20m, which is well above that of the player ranked second, the Argentinian from CA Unión Juan Ignacio Nardoni (€5.2m). The Japanese Kuryu Matsuki from FC Tokyo is potentially the cheapest player in this category's top 10 with an estimated transfer value of €3.0m.

Figure 15a: average performance of two-way midfielders

	Ratio to team	Ratio to league
Air defence	0.64	0.69
Ground defence	0.90	0.98
Recovery	1.07	1.16
Distribution	1.03	1.05
Take on	0.96	1.04
Chance creation	0.58	0.65
Shooting	1.22	1.31
Air attack	0.82	0.87

Figure 15b: top 10 most promising two-way midfielders (13/12/2022)

Experience	Minutes 2022	Club	Age	Contract	Estimated value (€ Million)
28.4	2'660	AS Roma (ITA)	20.9 yrs	06/2025	18.7 €€€€
24.3	2'922	CA Unión (ARG)	20.4 yrs	12/2025	5.2 €€
21.1	4'277	Bristol City (ENG/2)	19.3 yrs	06/2025	8.4 €€
20.9	2'017	Bayern München (GER)	20.6 yrs	06/2027	54.9 €€€€€€€€
17.6	2'590	Juventus FC (ITA)	19.4 yrs	06/2026	14.5 €€€
17.5	2'659	FC Tokyo (JPN)	19.6 yrs	12/2024	3.0 €
17.3	2'232	Krylia Sovetov Samara (RUS)	19.4 yrs	06/2026	6.9 €€
16.0	2'878	CR Vasco da Gama (BRA/2)	18.6 yrs	12/2027	11.4 €€€
15.9	1'741	Boca Juniors (ARG)	20.5 yrs	12/2026	9.3 €€
14.9	1'868	KRC Genk (BEL)	20.8 yrs	06/2026	5.1 €€

Figure 15c: technical profile of Nicola Zalewski

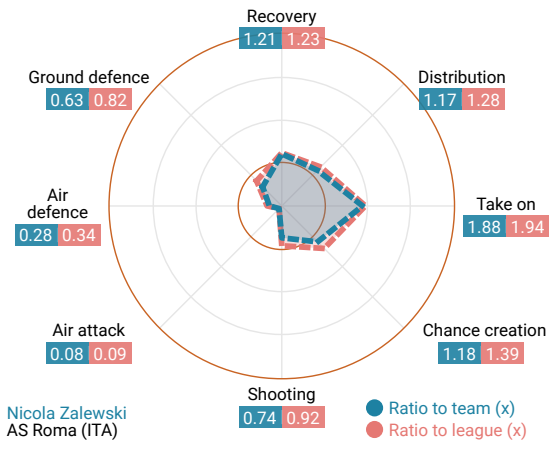
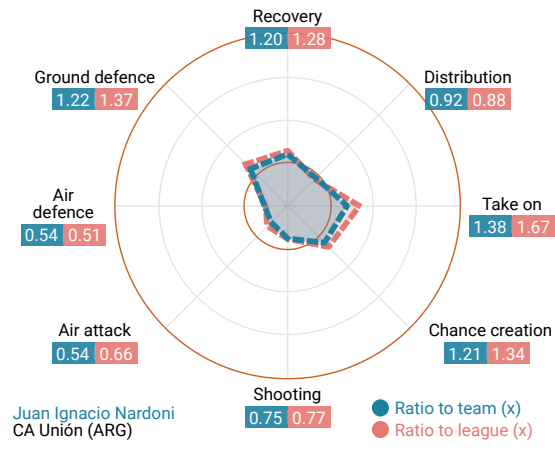


Figure 15d: technical profile of Juan Ignacio Nardoni



5.4 Attacking playmakers

The attacking playmakers category includes footballers whose main activity sectors compared to teammates are distribution and an attacking area, in most cases take on or chance creation, but also shooting. Not only has the Dutch player Kenneth Taylor accumulated the most experience in 2022 amongst the players in this category, but he also has the highest transfer value: €32.6m. By contrast, the Belarusian Andrey Rylach and the Bolivian Yesit Martínez have the lowest estimated value: € 0.8m for both.

Figure 16a: average performance of attacking playmakers

	Ratio to team	Ratio to league
Air defence	0.48	0.53
Ground defence	0.76	0.84
Recovery	1.07	1.16
Distribution	1.25	1.26
Take on	0.95	1.02
Chance creation	1.63	1.62
Shooting	0.76	0.83
Air attack	0.64	0.70

Figure 16b: top 10 most promising attacking playmakers (13/12/2022)

Experience	Minutes 2022	Club	Age	Contract	Estimated value (€ Million)
22.1	2'557	AFC Ajax (NED)	20.6 yrs	06/2027	32.6 €€€€€€€
15.0	2'530	Mladá Boleslav (CZE)	20.8 yrs	06/2023	1.4 €
13.5	2'129	Independ. Petrolero (BOL)	20.9 yrs	12/2024	0.8 €
12.9	1'594	Santos FC (BRA)	20.3 yrs	06/2026	4.8 €
12.8	1'452	VfB Stuttgart (GER)	20.7 yrs	06/2025	5.6 €€
12.4	2'367	Excelsior Rotterdam (NED)	20.7 yrs	06/2024	1.2 €
11.7	2'420	Energetik-BGU (BLR)	20.5 yrs	12/2023	0.8 €
11.6	1'918	Blackburn Rovers (ENG/2)	20.1 yrs	06/2025	4.3 €
11.3	2'472	Odds BK (NOR)	20.5 yrs	12/2024	1.6 €
10.6	2'095	Kairat Almaty (KAZ)	20.5 yrs	12/2024	1.0 €

Figure 16c: technical profile of Kenneth Taylor

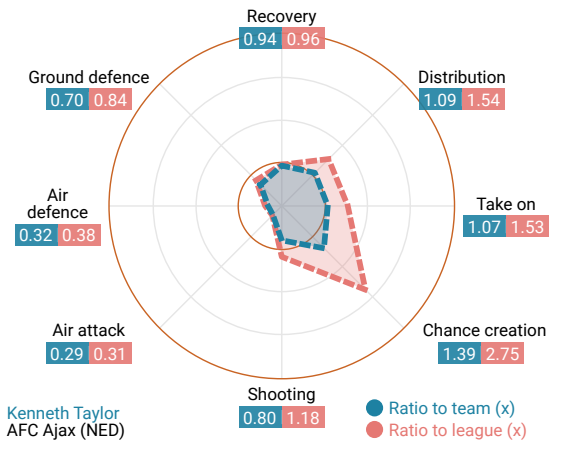
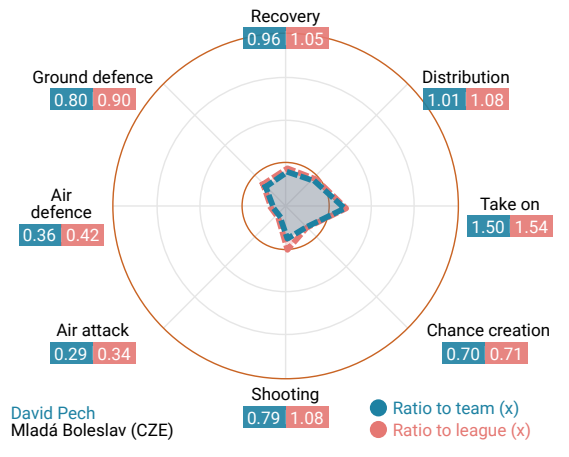


Figure 16d: technical profile of David Pech



5.5 Attacking midfielders

Jude Bellingham (Borussia Dortmund) tops the ranking for attacking midfielders, i.e. midfielders mainly active in two attacking areas. The Englishman is ahead of two other players who were involved in the 2022 FIFA World Cup: Pablo Gavi (Barcelona and Spain) and Jamal Musiala (Bayern Munich and Germany). The transfer value of each player in this trio exceeds €150 million. Conversely, financially speaking, the Argentinian Facundo Farías (€11.7 m) is the most affordable option in the top 10.

Figure 17a: average performance of attacking midfielders

	Ratio to team	Ratio to league
Air defence	0.32	0.36
Ground defence	0.60	0.66
Recovery	0.84	0.92
Distribution	0.96	0.99
Take on	1.50	1.58
Chance creation	1.89	1.88
Shooting	1.55	1.64
Air attack	0.86	0.89

Figure 17b: top 10 most promising attacking midfielders (13/12/2022)

Experience	Minutes 2022	Club	Age	Contract	Estimated value (€ Million)
58.3	4'688	Borussia Dortmund (GER)	19.5 yrs	06/2025	211.3 €
51.2	3'768	FC Barcelona (ESP)	18.4 yrs	06/2026	159.8 €
43.9	3'280	Bayern München (GER)	19.8 yrs	06/2026	158.4 €
31.3	3'017	Valencia CF (ESP)	20.0 yrs	06/2026	34.0 €
28.3	3'326	Dinamo Moskva (RUS)	19.5 yrs	06/2024	15.7 €
24.1	2'965	RB Salzburg (AUT)	20.3 yrs	06/2025	20.4 €
23.7	1'817	Liverpool FC (ENG)	19.7 yrs	06/2027	44.7 €
22.9	2'787	RB Salzburg (AUT)	19.5 yrs	06/2026	14.1 €
22.9	2'914	Liverpool FC (ENG)	20.3 yrs	06/2027	27.1 €
22.8	2'724	CA Colón (ARG)	20.3 yrs	12/2025	11.7 €

Figure 17c: technical profile of Jude Bellingham

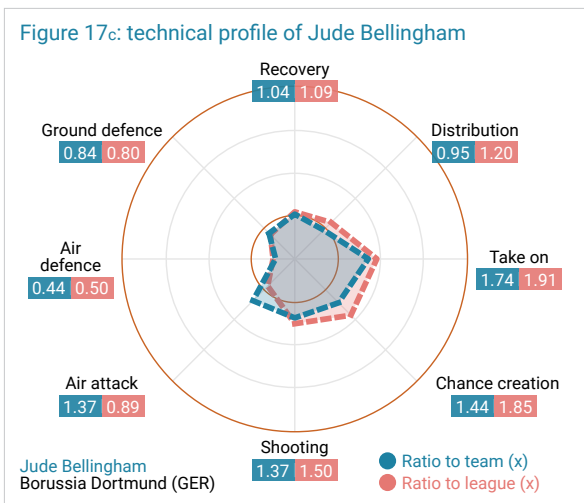
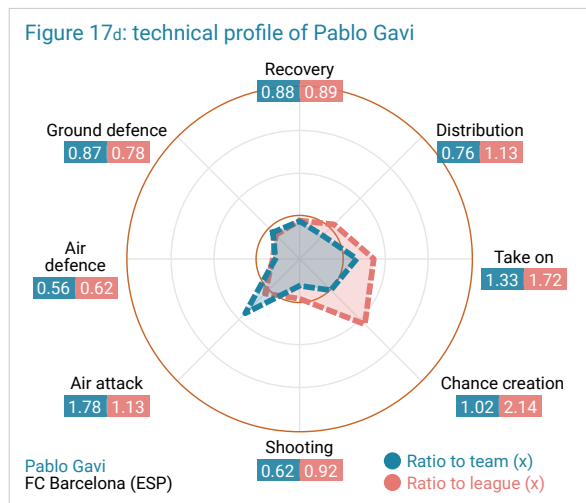


Figure 17d: technical profile of Pablo Gavi



6. Wingers

The wingers have been divided into four categories based on their preferred side (left or right) and their shooting appetency (whether shooting is amongst their two main activity sectors or not).

6.1.1 Shot-oriented left wingers

In first place for shot-oriented left wingers is Facundo Kruspzky. Out of contract with Arsenal de Sarandí, the Argentinian represents a great opportunity for potential buyers. Two other players in the top five have relatively short contracts left with their parent club and could therefore be appealing deals: Gino Infantino from Rosario Central (€3.0 m) and Miloš Pantović from FK Voždovac (€2.4m). The Peruvian Jostin Alarcón from Sport Boys is the most affordable player in the top 10 (€1.1m).

Figure 18a: average performance of shot-oriented left wingers

	Ratio to team	Ratio to league
Air defence	0.20	0.23
Ground defence	0.44	0.49
Recovery	0.66	0.74
Distribution	0.73	0.76
Take on	1.77	1.87
Chance creation	1.53	1.59
Shooting	2.12	2.18
Air attack	0.97	0.97

Figure 18b: top 10 most promising shot-oriented left wingers (13/12/2022)

Experience	Minutes 2022	Club	Age	Contract	Estimated value (€ Million)
21.2	2'657	Arsenal de Sarandí (ARG)	20.4 yrs	free agent	
20.1	2'202	Fluminense FC (BRA)	19.4 yrs	12/2024	10.5 €€€
17.7	2'022	UD Almería (ESP)	20.8 yrs	06/2028	17.4 €€€€
16.4	2'037	Rosario Central (ARG)	19.6 yrs	12/2023	3.0 €
15.9	3'188	FK Voždovac (SRB)	20.3 yrs	06/2024	2.4 €
15.7	2'351	Hajduk Split (CRO)	20.0 yrs	06/2026	5.9 €€
14.7	2'212	FC Dallas (USA)	20.4 yrs	12/2026	10.9 €€€
14.0	1'024	FC Barcelona (ESP)	20.1 yrs	06/2029	42.5 €€€€€€€
13.4	1'465	Boca Juniors (ARG)	20.6 yrs	12/2026	9.1 €€
13.2	2'491	Sport Boys (PER)	20.4 yrs	12/2023	1.1 €

Figure 18c: technical profile of Facundo Kruspzky

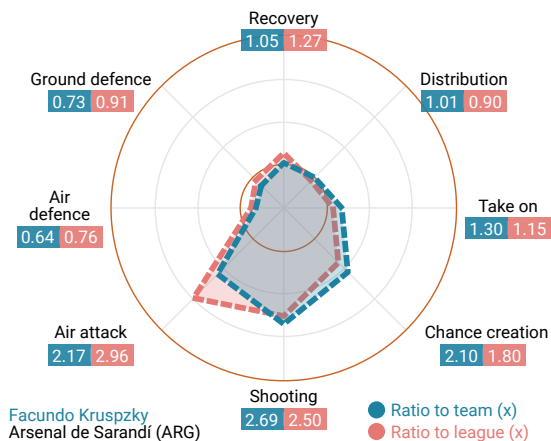
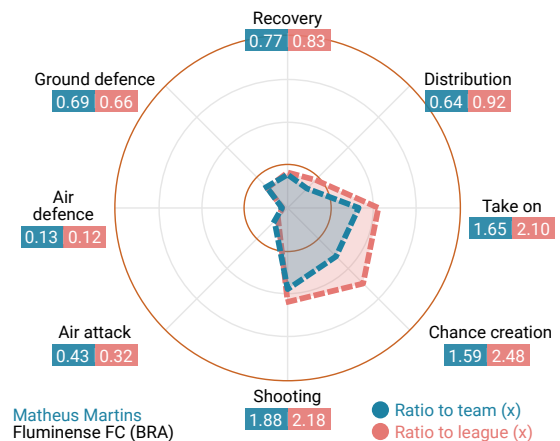


Figure 18d: technical profile of Matheus Martins



6.1.2 Shot-oriented right wingers

With almost 3,500 official minutes played, the Colombian right winger Andrés Gómez has accumulated the most experience in 2022 amongst shot-oriented players in his position. Just over €8 million, add-ons included, could be enough to acquire the full transfer rights from Millonarios FC. Several other players in the top 10 of this category represent affordable options, such as the Korean Hyun-Jun Yang (€3.7m), the Chilean Gonzalo Tapia (€2.4m) and the Russian Irakli Manelov (€1.6m).

Figure 19a: average performance of shot-oriented right wingers

	Ratio to team	Ratio to league
Air defence	0.21	0.23
Ground defence	0.45	0.51
Recovery	0.68	0.76
Distribution	0.72	0.75
Take on	1.73	1.80
Chance creation	1.52	1.56
Shooting	2.04	2.09
Air attack	0.99	1.01

Figure 19b: top 10 most promising shot-oriented right wingers (13/12/2022)

Experience	Minutes 2022	Club	Age	Contract	Estimated value (€ Million)
27.1	3'492	Millonarios FC (COL)	20.2 yrs	12/2025	8.1 €€
23.1	2'029	Villarreal CF (ESP)	20.1 yrs	06/2027	48.4 €€€€€€€€
19.6	1'906	Borussia Dortmund (GER)	20.9 yrs	06/2027	37.6 €€€€€€€
19.0	2'984	Gangwon FC (KOR)	20.5 yrs	12/2025	3.7 €
17.6	2'392	Leeds United (ENG)	19.1 yrs	06/2027	13.4 €€€
14.4	1'950	Universidad Católica (CHI)	20.8 yrs	12/2024	2.4 €
13.8	2'606	PSV Eindhoven (NED)	19.6 yrs	06/2025	6.5 €€
12.6	1'962	FC Krasnodar (RUS)	20.2 yrs	06/2023	1.6 €
12.2	2'028	Universidad de Chile (CHI)	18.9 yrs	12/2025	5.6 €€
11.9	2'146	FC Nordsjælland (DEN)	20.4 yrs	06/2026	3.2 €

Figure 19c: technical profile of Andrés Gómez

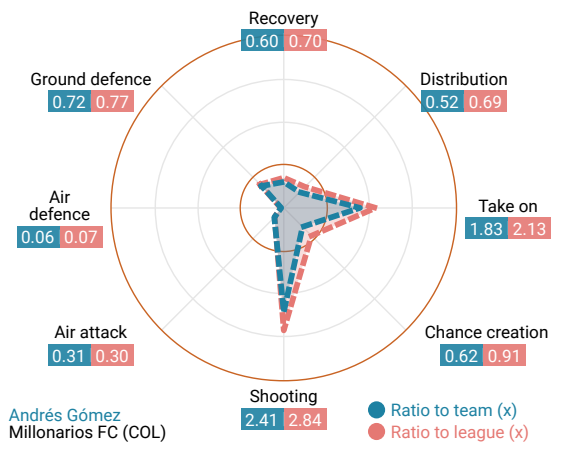
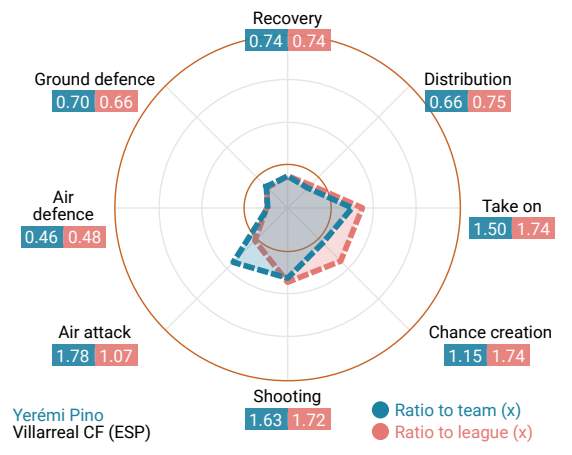


Figure 19d: technical profile of Yerémi Pino



6.2.1 Allrounder left wingers

The Czech Adam Hložek, who can also play as a centre forward, leads the allrounder left wingers category, which includes players who do not have shooting among their two main activity domains. Anthony Elanga (Manchester United), Octavian Popescu (FCSB) and Talles Magno (New York City) have also all accumulated in 2022 an experience capital above the threshold of 20. Playing at a higher competitive level, the former has a transfer value significantly greater than the two others: €37.2m compared to €9.0m and €12.0m respectively.

Figure 20a: average performance of allrounder left wingers

	Ratio to team	Ratio to league
Air defence	0.25	0.27
Ground defence	0.51	0.57
Recovery	0.73	0.81
Distribution	0.81	0.84
Take on	2.18	2.26
Chance creation	2.17	2.18
Shooting	1.32	1.42
Air attack	0.90	0.94

Figure 20b: top 10 most promising allrounder left wingers (13/12/2022)

Experience	Minutes 2022	Club	Age	Contract	Estimated value (€ Million)
29.3	Adam Hložek	3'165 Bayer Leverkusen (GER)	20.4 yrs	06/2027	29.8 €€€€€
25.2	Anthony Elanga	2'113 Manchester United (ENG)	20.6 yrs	06/2026	37.2 €€€€€€
25.2	Octavian Popescu	3'721 FCSB (ROM)	20.0 yrs	06/2024	9.0 €€
22.8	Talles Magno	3'323 New York City (USA)	20.5 yrs	12/2026	12.0 €€€
21.4	Jakub Kamiński	2'762 VfL Wolfsburg (GER)	20.5 yrs	06/2027	13.4 €€€
19.1	Harib Suhail	2'988 Shabab Al-Ahli (UAE)	20.0 yrs	06/2025	5.0 €
18.2	Mohamed Daramy	2'803 FC København (DEN)	20.9 yrs	06/2026	11.5 €€€
18.1	Stefan Mitrović	2'930 Crvena Zvezda (SRB)	20.3 yrs	06/2026	6.2 €€
16.5	Gabriel Veron	1'869 FC Porto (POR)	20.3 yrs	06/2027	10.5 €€€
16.1	Olakunle Olusegun	2'157 FC Krasnodar (RUS)	20.6 yrs	06/2026	10.2 €€€

Figure 20c: technical profile of Adam Hložek

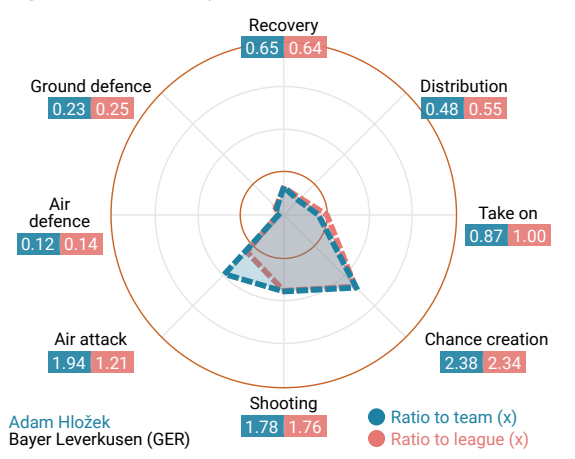
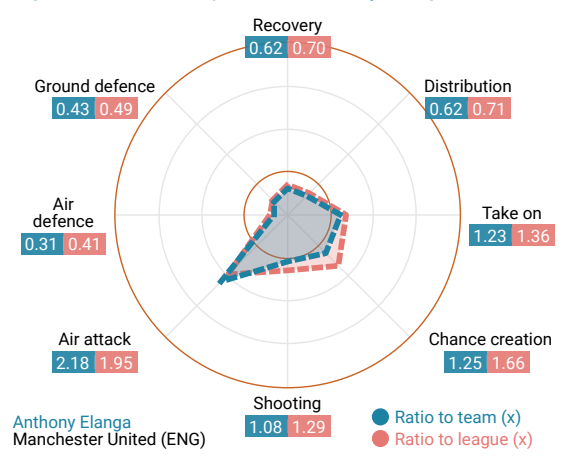


Figure 20d: technical profile of Anthony Elanga



6.2.2 Allrounder right wingers

Two players from the big-5 head the allrounder right wingers' category, namely the U21 German international Ansgar Knauff (Eintracht Frankfurt) and the Spanish senior international Nico Williams (Athletic Club). Dango Ouattara from Lorient, who also played regularly on the left wing, is another interesting big-5 league prospect in this list. The Argentinian Santiago Simón from River Plate is the best-ranked player outside of the five major European championships, whereas Loizos Loizou from Omonia Nicosia (€3.6 m) is potentially the cheapest.

Figure 21a: average performance of allrounder left wingers

	Ratio to team	Ratio to league
Air defence	0.30	0.33
Ground defence	0.54	0.60
Recovery	0.75	0.83
Distribution	0.81	0.84
Take on	2.07	2.15
Chance creation	2.13	2.14
Shooting	1.22	1.33
Air attack	0.94	0.98

Figure 21b: top 10 most promising allrounder left wingers (13/12/2022)

Experience	Minutes 2022	Club	Age	Contract	Estimated value (€ Million)
28.3	2'769	Eintracht Frankfurt (GER)	20.9 yrs	06/2024	15.9 €€€€
27.3	2'318	Athletic Club (ESP)	20.4 yrs	06/2024	26.5 €€€€€
22.9	2'377	River Plate (ARG)	20.5 yrs	12/2024	8.6 €€
22.0	2'774	CA Talleres (ARG)	20.9 yrs	12/2024	4.4 €
22.0	2'664	Santos FC (BRA)	18.0 yrs	12/2024	14.2 €€€
19.3	2'488	FC Lorient (FRA)	20.8 yrs	06/2024	9.0 €€
17.4	2'893	AC Omonia (CYP)	19.4 yrs	06/2026	3.6 €
17.2	1'791	FC Köln (GER)	20.5 yrs	06/2024	8.2 €€
15.6	2'286	FK Bodø/Glimt (NOR)	20.1 yrs	06/2025	3.9 €
15.0	2'117	RSC Charleroi (BEL)	20.9 yrs	06/2026	4.2 €

Figure 21c: technical profile of Ansgar Knauff

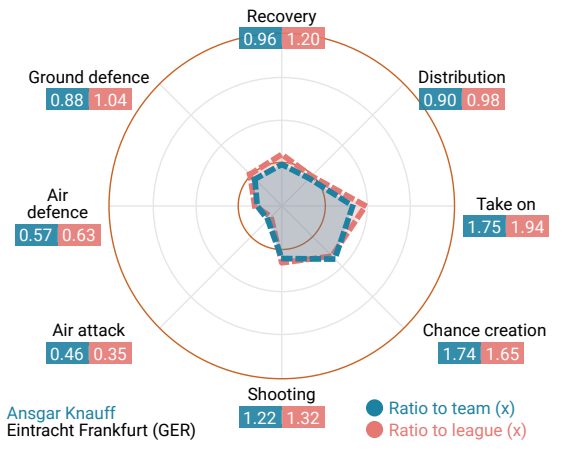
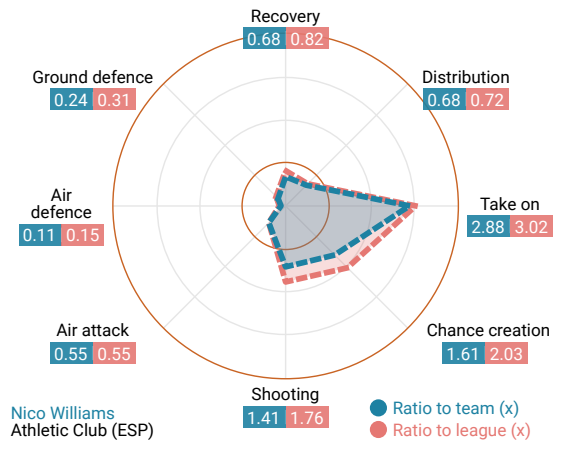


Figure 21d: technical profile of Nico Williams



7. Centre forwards

Centre forwards have been separated into two categories depending on their shooting appetency. Predominant, the shot-oriented forwards have shooting amongst their two main activity areas, which is not the case for the allrounders.

7.1 Shot-oriented centre forwards

Born in 2003, the Brazilian from Santos Marcos Leonardo has gained the most experience in 2022, which ranks him ahead of the Hoffenheim French centre forward Georginio Rutter. With a transfer value of €5.9 million, the Argentinian from Rosario Central Alejo Véliz is the most affordable option in the top 10 list, ahead of Athletico Paranaense's Vitor Roque (€13.7m), VfB Stuttgart's Tiago Tomás (on loan from Sporting CP with a buying option close to his current estimated transfer value) and HSC Montpellier's Elye Wahi (€14.5m).

Figure 22a: average performance of shot-oriented centre forwards

	Ratio to team	Ratio to league
Air defence	0.21	0.24
Ground defence	0.28	0.32
Recovery	0.44	0.50
Distribution	0.52	0.54
Take on	0.80	0.87
Chance creation	1.15	1.23
Shooting	2.26	2.28
Air attack	3.29	3.03

Figure 22b: top 10 most promising shot-oriented centre forwards (13/12/2022)

Experience	Minutes 2022	Club	Age	Contract	Estimated value (€ Million)
37.8	4'611	Santos FC (BRA)	19.6 yrs	12/2026	29.2 €€€€€
24.2	2'265	TSG Hoffenheim (GER)	20.6 yrs	06/2026	28.2 €€€€€
24.0	3'075	RSC Anderlecht (BEL)	20.4 yrs	06/2026	18.9 €€€€€
22.7	2'681	RB Salzburg (AUT)	19.5 yrs	06/2028	27.0 €€€€€
22.7	2'517	Stade Rennais (FRA)	20.9 yrs	06/2027	23.7 €€€€€
21.1	2'621	Montpellier HSC (FRA)	20.0 yrs	06/2025	14.5 €€€
20.0	2'392	Athletico Paranaense (BRA)	17.8 yrs	06/2027	13.7 €€€
19.9	2'165	VfB Stuttgart (GER)	20.5 yrs	06/2025	14.1 €€€
19.3	2'512	Rosario Central (ARG)	19.2 yrs	12/2025	5.9 €€
19.2	2'542	Atalanta BC (ITA)	19.9 yrs	06/2027	12.9 €€€

Figure 22c: technical profile of Marcos Leonardo

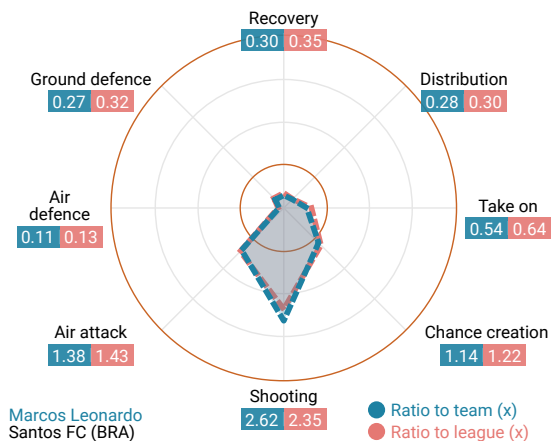
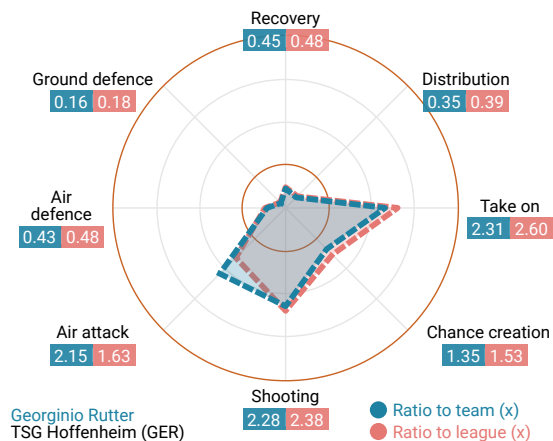


Figure 22d: technical profile of Georginio Rutter



7.2 Allrounder centre forwards

Rômulo Cardoso from Athletico Paranaense leads the ranking of the allrounder centre forwards born in 2002 or later having accumulated the most experience in 2022. Like many players in this category, Rômulo has demonstrated great versatility and can play in different attacking positions, which makes his profile particularly interesting. The Danish player William Böving from Sturm Graz is second, just ahead of the Chinese from Guangzhou Jie Ling. Christian Saydee is the player in the top 10 that could be potentially be recruited at the lowest price (€1.1 m).

Figure 23a: average performance of allrounder centre forwards

	Ratio to team	Ratio to league
Air defence	0.27	0.30
Ground defence	0.35	0.39
Recovery	0.50	0.57
Distribution	0.60	0.61
Take on	1.09	1.14
Chance creation	2.11	2.03
Shooting	1.43	1.52
Air attack	3.15	3.08

Figure 23b: top 10 most promising allrounder centre forwards (13/12/2022)

Experience	Minutes 2022	Club	Age	Contract	Estimated value (€ Million)
16.2	2'311	Athletico Paranaense (BRA)	20.8 yrs	06/2024	4.4 €
12.3	1'626	Sturm Graz (AUT)	19.8 yrs	06/2026	4.7 €
9.1	1'588	Guangzhou FC (CHN)	19.9 yrs	12/2023	2.6 €
7.8	1'635	RB Salzburg (AUT)	19.3 yrs	06/2025	3.1 €
7.4	1'451	D.C. United (USA)	18.5 yrs	12/2027	2.3 €
7.1	1'239	Krylia Sovetov Samara (RUS)	19.6 yrs	06/2026	3.0 €
6.4	1'030	Austria Wien (AUT)	19.8 yrs	06/2025	1.5 €
6.3	1'203	HNK Gorica (CRO)	20.8 yrs	06/2025	1.2 €
6.2	2'079	Shrewsbury Town (ENG/3)	20.6 yrs	06/2024	1.1 €
5.8	1'120	Ittihad Kalba (UAE)	18.6 yrs	06/2025	1.8 €

Figure 23c: technical profile of Rômulo Cardoso

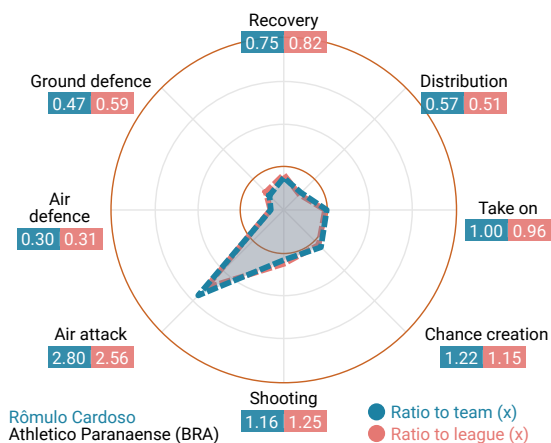
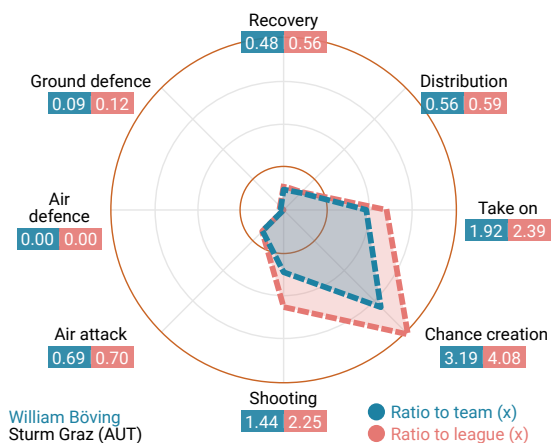


Figure 23d: technical profile of William Böving



8. Conclusion

Player scouting is a complex domain without any guarantee of success. There are numerous examples of talented players who have not been able to adapt to a new work environment. The main merit of the approach presented in this report is to gather in a coherent framework different and complementary information: playing time, competitive level, positions, technical domains of activity, age, contract duration, transfer value.

The use of a metric like the experience capital enables to highlight players who are particularly solid and reliable despite their young age. Indeed, any game played provides footballers the building blocks to fulfill their potential. Game experience at adult level is like a foundation giving players the necessary confidence to perform at the best of their abilities and reaching, more or less quickly depending on the case, the best clubs. The career path of most of the greatest athletes is a living testimony of this process.

The twenty classification categories that combine position and game areas of activity enable the targeting of potential future acquisitions with a high degree of accuracy. By considering the players' role in their current team, these categories allow interested clubs not only the scouting of players with similar attributes to squad members, but also the identification of footballers with different and complementary characteristics to those available.

Information regarding contract duration and estimated transfer values are also essential in order to better target players of interest from both a sporting and economic perspective. In the current context, whereby financial inequalities between clubs are on the rise, the capacity to generate revenues in the transfer market is becoming crucial for a growing number of clubs around the world. From this standpoint, engaging in negotiations with a solid knowledge on fair prices is definitively a plus.